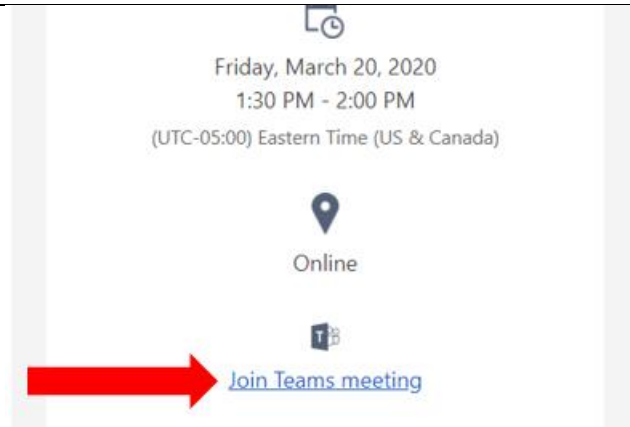


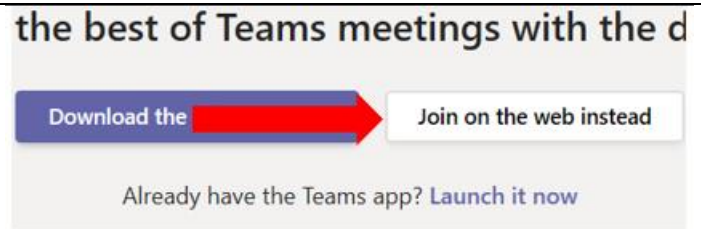


How to join a Video Visit From your Computer

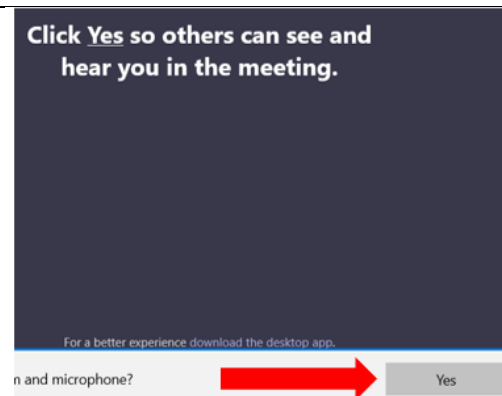
1. On your computer, open your email and find your reminder or confirmation email.
2. Find the Join Teams Meeting link which you will find near the bottom of your email message.
3. **Click the link.**



4. When your web browser opens the link, you will see two buttons near the bottom of the screen.
5. **Click the button that says, "Join on the web instead",** near the bottom of the screen.



6. A white message box will pop up near the bottom of your screen, **click Yes to allow Teams to use your webcam/microphone.**



7. You will now see yourself on the screen. **Enter your name, then click Join Now.**



8. Your Video Visit will begin as soon as the doctor is ready.

Someone in the meeting should let you in soon