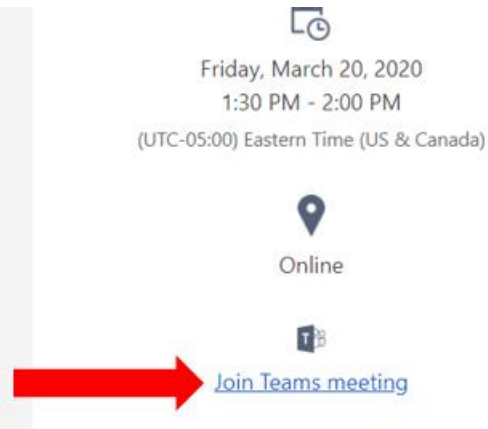


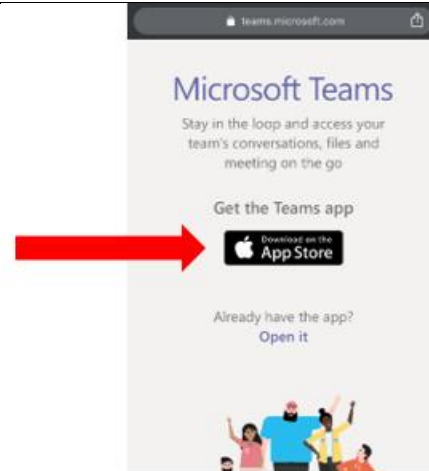


How to join a Video Visit From your mobile device (iPhone, iPad, Android)

1. On your device, open your email and find your reminder or confirmation email.
2. Find the Join Teams Meeting link which you will find near the bottom of your email message.
3. Click the link.




4. When your web browser opens the link, it will display a page with the App Store button. Click the button to proceed to the App Store.



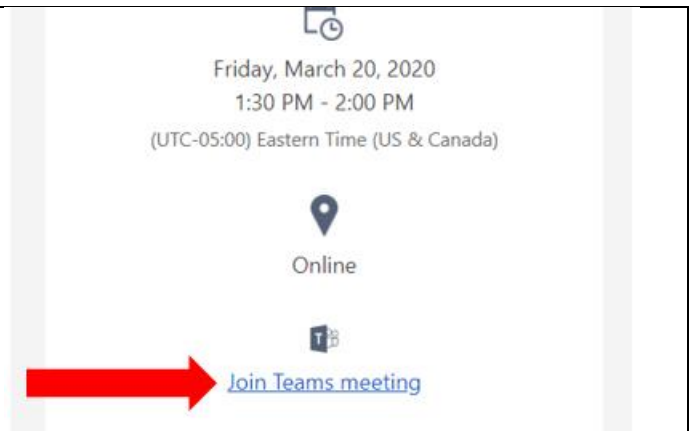
5. In the App Store, click the Get/Open button.

You may have to enter your Apple ID password, fingerprint, or Face ID at this point to download.

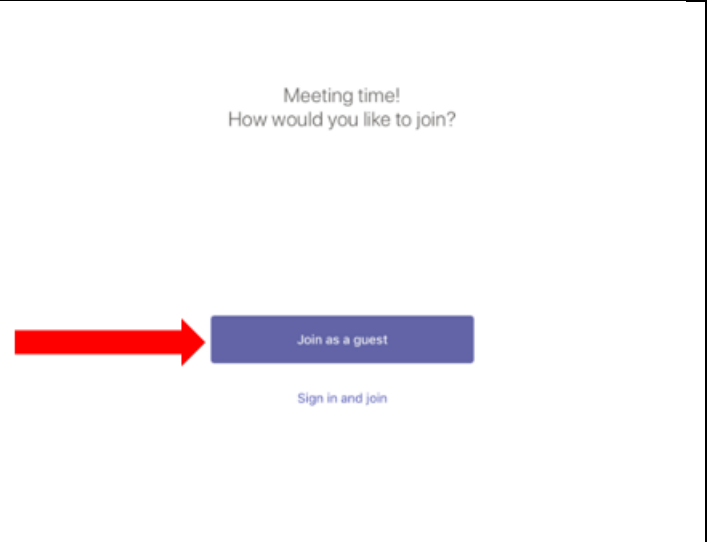
Allow Teams to finish downloading.



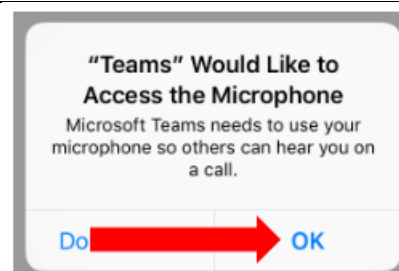
1. On your device, open your email and find your reminder email.
2. Find the Join Teams Meeting link which you will find near the bottom of your email message.
3. Click the link.



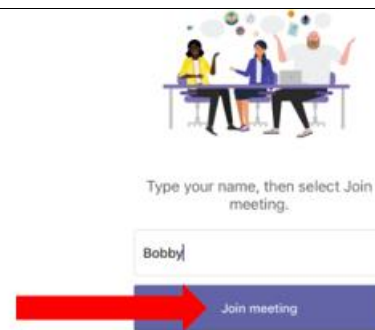
4. After Teams opens, click the purple "Join as a guest" button near the bottom of the screen.



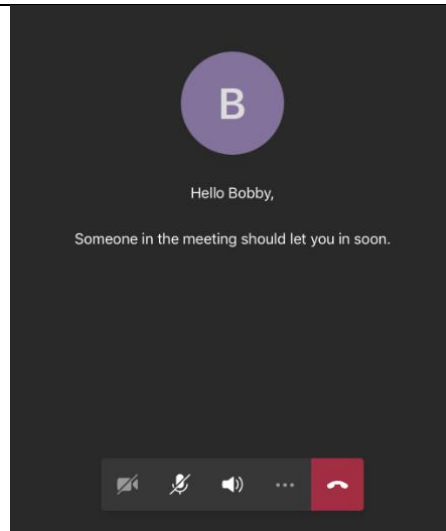
5. When prompted to allow access to the Microphone, click OK.



6. Type your name, then click the purple Join Meeting button.

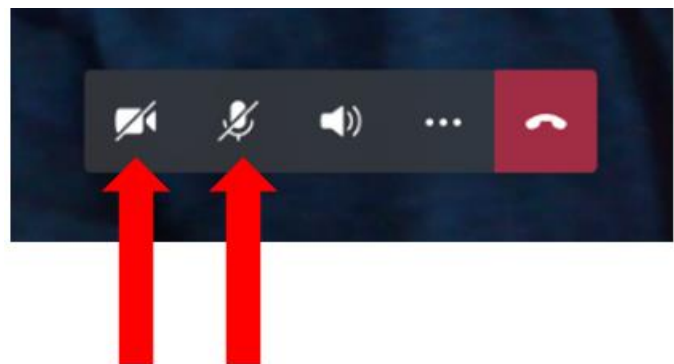


7. You will be placed in the virtual lobby, from which the provider will let you in.



8. Click the Microphone icon to unmute yourself, then click the Camera to allow Teams to access your device's camera.

If you miss the chance while waiting in the lobby, just touch the middle of your screen to access the floating toolbar.



9. Your Video Visit will begin as soon as the doctor is ready.

Someone in the meeting should let you in soon